

Electrophilic attack on Coordinated Ligands

K. Sarath D. Perera

Senior Professor in Chemistry, Department of Chemistry, The Open University of Sri Lanka

Organometallic complexes have at least one organic group and they can undergo various types of reactions. Incoming electrophile may react with or attack on either the **metal centre** or on one of the **coordinated ligands**. In this article, we exclusively examine the electrophilic attack on coordinated ligands.

Electrophilic attack on coordinated ligands is favoured when,

- the metal centre is a strong π -base.
- the complex is negatively charged, or the metal centre is in a very low oxidation state.
- the coordinated ligands are good σ -donors.
- the metal complex is coordinatively saturated.

Let us look at reactions of transition metal complexes with electrophiles (E^+) such as proton (H^+), halogens (X_2), methylating agents (Me_3OBF_4), metal ions (*e.g.*, Hg^{2+}) and trityl ion, Ph_3C^+ . Bulky electrophiles are more likely to attack the surrounding ligands rather than the metal centre due to steric effects.

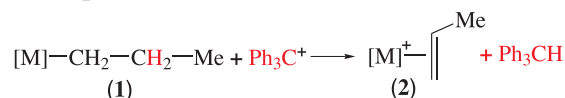
Electrophilic attack on η^1 -alkyl and aryl ligands

Coordinated η^1 -alkyl and aryl ligands (R) are often removed from the metal complex $[L_nMR]$ by reacting it with electrophiles such as acids (HX), halogens (X_2) and metal salts (HgX_2). Some examples are given below.

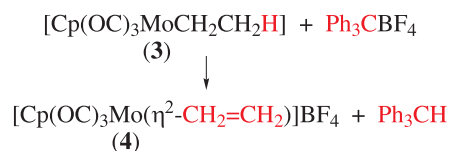
- $[(\eta^5-Cp)_2VPh] + HBr \rightarrow [(\eta^5-Cp)_2VBr] + C_6H_6$
- $[(\eta^5-Cp)_2ZrCl(Me)] + Cl_2 \rightarrow [(\eta^5-Cp)_2ZrCl_2] + MeCl$
- $[(\eta^5-Cp)FePh(CO)_2] + HgCl_2 \rightarrow [(\eta^5-Cp)FeCl(CO)_2] + PhHgCl$
- $[(\eta^5-Cp)_2TaMe_3] + Ph_3CBF_4 \rightarrow [(\eta^5-Cp)_2TaMe_2]BF_4 + Ph_3CMe$

η^1 -Alkyl ligands containing a β -hydrogen in (1)

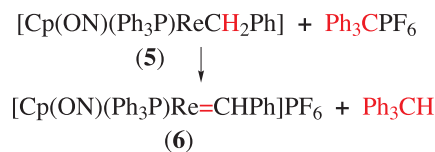
can be converted into a **coordinated olefin** as depicted in (2) *via* the abstraction of a **hydride ion**. This is an **electrophilic abstraction reaction**.



Alternatively, this process can be viewed as an oxidative addition of a C-H bond within the alkyl group to the metal centre, followed by elimination of hydride ion. For example, β -hydride abstraction from the ethyl-complex (3) gives the cationic ethylene complex (4).

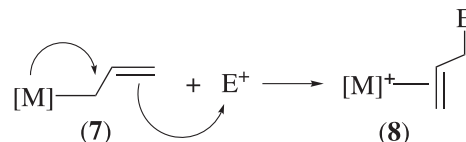


The complex (5) lacks an β -hydride, thus, an α -hydrogen is eliminated to give a **carbene-complex** (6) as shown below.



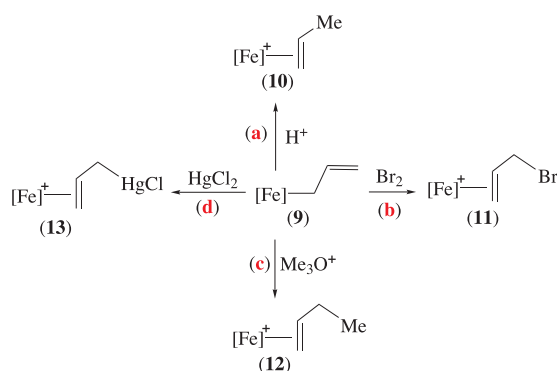
Electrophilic attack on η^1 -allyl ligands

Electrophilic attack on an η^1 -allyl group in (7) gives a cationic η^2 -olefin complex (8) as shown below.



This is an **electrophilic addition reaction**. The **hapticity** of the metal has increased by one unit. These reactions often generate a positive charge on the complex. Some of the electrophilic addition reactions of $[(\eta^5-Cp)Fe(CO)_2(\eta^1-CH_2CH=CH_2)]$ (9) are given in Scheme 1.

Note that $[\text{Fe}] = (\eta^5\text{-Cp})\text{Fe}(\text{CO})_2$

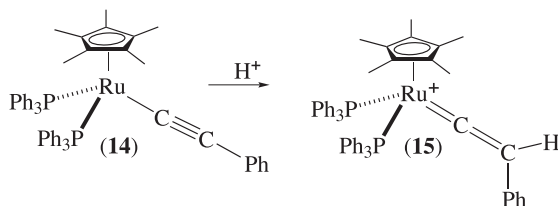


Scheme 1 Electrophilic reactions of (9)

- (a) Protonation of the η^1 -allyl group of (9) generates the ion with a **coordinated olefin** $[(\eta^5\text{-Cp})(\text{OC})_2\text{Fe}(\eta^2\text{-CH}_2=\text{CHMe})]^+$ (10).
- (b) Electrophilic attack of Br_2 on the η^1 -allyl group of (9) gives the complex ion $[\text{Cp}(\text{OC})_2\text{Fe}(\eta^2\text{-CH}_2=\text{CHCH}_2\text{Br})]^+$ (11).
- (c) Methylation of the η^1 -allyl group of (9) with Me_3O^+ gives the cationic complex $[\text{Cp}(\text{OC})_2\text{Fe}(\eta^2\text{-CH}_2=\text{CHCH}_2\text{Me})]^+$ (12).
- (d) Mercuriation of the η^1 -allyl group of (9) with HgCl_2 gives the cationic complex $[\text{Cp}(\text{OC})_2\text{Fe}(\eta^2\text{-CH}_2=\text{CHCH}_2\text{HgCl})]^+$ (13).

Electrophilic attack on η^1 -alkynyl ligands

Protonation of alkynyl-metal complexes gives complexes containing a **M=C bond**. For example, protonation of the complex $[(\eta^5\text{-Cp}^*)(\text{Ph}_3\text{P})_2\text{RuC}\equiv\text{CPh}]$ (14) gives $[(\eta^5\text{-Cp}^*)(\text{Ph}_3\text{P})_2\text{Ru}=\text{C}=\text{C}(\text{H})\text{Ph}]^+$ (15).



Problems

- Predict the product(s) of the following reactions.
 - $[\text{W}(\eta^6\text{-benzene})(\eta^6\text{-cht})] + \text{Ph}_3\text{CBF}_4 \rightarrow$
 - $[(\eta^5\text{-Cp}^*)(\text{OC})_3\text{W}(\eta^1\text{-CH}_2\text{CH}=\text{CH}_2)] + \text{H}^+ \rightarrow$
 - $[(\eta^5\text{-Cp}^*)(\text{OC})_2\text{Ru}(\eta^1\text{-C}_5\text{H}_5)] + \text{H}^+ \rightarrow$
 - $[(\eta^5\text{-Cp}^*)(\text{OC})_2\text{Ru}(\eta^1\text{-allyl})] + \text{C}_7\text{H}_7^+ \rightarrow$
 - $[(\eta^5\text{-Cp})(\text{PPh}_2\text{CH}_2\text{CH}_2\text{PPh}_2)\text{Ru}(\text{C}\equiv\text{CR})] + \text{Me}_3\text{O}^+ \rightarrow$
 - $[(\eta^5\text{-Cp}^*)\text{Os}(\eta^1\text{-CH}_2\text{CH}=\text{CH}_2)(\text{PF}_3)_2] + \text{I}_2 \rightarrow$
- Comment on the following statements.
 - Electrophilic attack of Me^+ on a coordinated $\text{CH}_2=\text{CH}_2$ is facilitated if the metal is in low oxidation state.
 - Electrophilic attack of Me^+ on a coordinated $\text{CH}_2=\text{CH}_2$ is facilitated if the metal coordinated to poor σ -donor ligands.
 - Electrophilic attack of Me^+ is more facile on $[(\eta^5\text{-C}_5\text{Me}_5)\text{Rh}(\text{C}\equiv\text{CPh})(\text{CO})]^+$ than $[(\eta^5\text{-C}_5\text{Me}_5)\text{Rh}(\text{C}\equiv\text{CPh})(\text{CO})]$.
 - Electrophilic attack of Me^+ is more facile on $[\text{CpIr}(\eta^2\text{-CH}_2=\text{CH}_2)(\text{PF}_3)]$ than $[\text{CpIr}(\eta^2\text{-CH}_2=\text{CH}_2)(\text{PMe}_3)]$.
 - Electrophilic attack of Me^+ is less facile on $[(\eta^5\text{-C}_5\text{Me}_5)\text{IrMe}_2(\eta^2\text{-CH}_2=\text{CH}_2)]$ than $[(\eta^5\text{-C}_5\text{Me}_5)\text{Ir}(\eta^2\text{-CH}_2=\text{CH}_2)(\text{PMe}_3)]$.